



# Asset-Trade

Assessment & Sale of Used Assets

Ref. No.: 1411-03211135

## Overview and Technical Data:

**MITUTOYO Crysta-Apex S7106 High-performance CMM**

**MITUTOYO**

**Mitutoyo**

Year of Build: Jan 2013



## Description:

### Used MITUTOYO Crysta-Apex S7106 CNC coordinate measuring machine

CNC Control U400

Technical data:

- Measuring range:
  - X-Axis: 700 mm (27.6")
  - Y-Axis: 1.000 mm (39.36")
  - Z-Axis: 600 mm (23.62")
- Resolution: 0.0001 mm (0.000004")
- Guide method: Air bearings on each axis
- Drive Speed:
  - Max. moving speed: 519 mm/s (20.4"/s) (3D)
  - Max. measuring speed: 8 mm/s
- Max. drive acceleration: 2,309 mm/s<sup>2</sup> (3D)
- Working Table Granit:
  - Size: 880 x 1720 mm
  - Gewindeinsätze: M8 x 1,25mm
- Workpiece
  - Max. Height: 800mm (31.49")
  - Max. Load: 1.000kg

Other Options:

- Inlk Temperature Correction unit
- J/S BOX M Type A
- SP25M Probe
- Renishaw PH6M
- inkl Safety rack MRS 400.

Software Information:

- MCOSMOS-2

---

## CRYSTA-Apex S Series

**The Crysta-Apex S is a high accuracy, high Speed Moving Bridge Type Co-ordinate Measuring Machine utilising a Granite Base, which also provides the Y-Axis, guide**



way. A self-adjusting air bearing is used on each axis to provide stability during high-speed movement and measurement. The moving Bridge is constructed of low mass alloy, the “X” Beam and “Z” Spindle external surfaces being impregnated by an oxide coating process to form an extremely hard surface, which improves stability and also provides good wear resistance. Power drive is activated via a remote joystick unit for manual drive operation.

The Crysta-Apex S is a high accuracy, high Speed Moving Bridge Type Co-ordinate Measuring Machine utilising a Granite Base, which also provides the Y-Axis, guide way. A self-adjusting air bearing is used on each axis to provide stability during high-speed movement and measurement. The moving Bridge is constructed of low mass alloy, the “X” Beam and “Z” Spindle external surfaces being impregnated by an oxide coating process to form an extremely hard surface, which improves stability and also provides good wear resistance. Power drive is activated via a remote joystick unit for manual drive operation.

The latest generation of CRYSTA-Apex coordinate measuring machines, the new CRYSTA-Apex S Series, is packed with the advanced technology needed to perform very accurate measurements at high speed. The new CRYSTA-Apex S-Series uses Mitutoyo's world-renowned scales and features high environmental resistance without the need for homing at startup. SMS capability enables status and service monitoring and is suitable for use in a smart factory environment.

As a future-proof investment, the CRYSTA-Apex S is capable of handling any future task thanks to its ability to easily change or add probe systems and software.

### **Key advantages:**

- Proven lightweight bridge design with highly rigid air bearings on each axis.
- High accuracy, high speed and high acceleration
- Temperature sensors to compensate machine and workpiece from 16° is 26°C and monitor ambient temperature.
- MITUTOYO linear scales offer high environmental resistance and save time during commissioning as no reference run is required
- Controller supports multi-sensor and SMS functionality (Smart Measuring system)



## Technical Data:

### Technical Data:

Control: CNC

### Dimensions and Weight:

Height: 2.730 mm

Length: 1.950 mm

Width: 1.470 mm

Weight: 1.951 kg

### Buyer Information:

Condition: Very good condition

Available: Sold

Sold as:




EXW (Ex Works - Incoterm)



VAT: 19 %

Location: Germany



## Images:







# Asset-Trade

Assessment & Sale of Used Assets

QR Code for <https://www.asset-trade.de/en/print/pdf/node/7381>

**Asset-Trade**

**Assessment and Sale of Used Assets world  
wide**

**Am Sonnenhof 16**

**47800 Krefeld**

**Germany**

**Tel.: +49 2151 32500 33**